

CS current amplifier

SWITCH MODE CURRENT AMPLIFIER

The relating applications:

*Circuit breaker testing
Coil testing
Thermal testing
etc.*



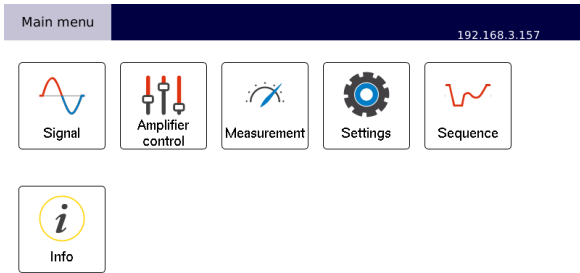
Current amplifier CS 1200/DC

- ✓ High power efficiency > 75 %
- ✓ Small dimensions
- ✓ Integrated sequencer
- ✓ Integrated measurement for voltage, current and power
- ✓ Adjustable voltage limitation
- ✓ Amplifier control via webinterface and interface commands

CURRENT SOURCE FOR DC APPLICATIONS



TOUCHSCREEN USER INTERFACE



U: 0.509 V P: 63.69 W U-Limit: ● Local
I: 125.020 A Range: 200 A t: 00:05:52.1

Fig. 1: Main menu



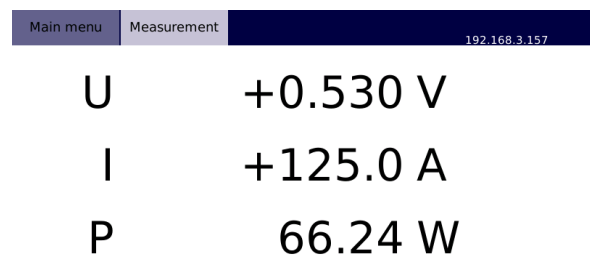
U: 0.513 V P: 64.09 W U-Limit: ● Local
I: 125.030 A Range: 200 A t: 00:02:33.5

Fig. 2: Signal setting



U: 0.509 V P: 63.68 W U-Limit: ● Local
I: 125.030 A Range: 200 A t: 00:02:52.2

Fig. 3: Amplifier control



U: 0.530 V P: 66.24 W U-Limit: ● Local
I: 125.030 A Range: 200 A t: 00:00:28.5

Fig. 4: Measurement

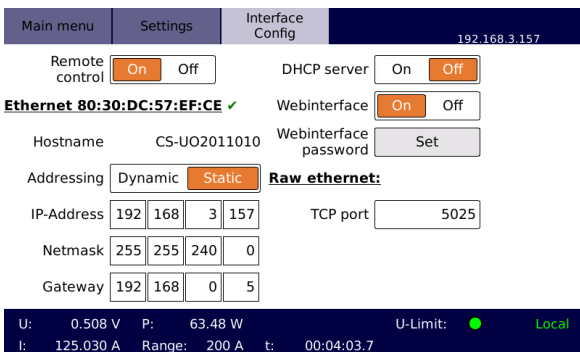


Fig. 5: Interface configuration

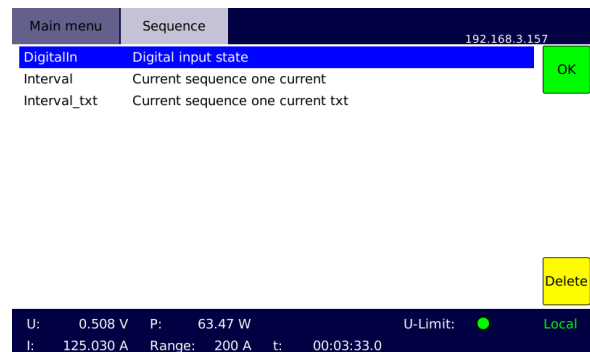


Fig. 6: Sequence menu

SOFTWARE CONTROL

Command interface

- ✓ Easily integrate the device into your own software applications
- ✓ Remote control commands are based on the SCPI standard

Webinterface

- ✓ Monitor and control the connected device via a web browser
- ✓ Controllable via ethernet



TECHNICAL DATA

		CS 1200/DC	
		Range 1	Range 2
Power DC		400 W	1200 W
Nominal current		20 A	200 A
Nominal voltage		20 V	6 V
Current accuracy		< (0.1 % of adjusted value + 0.1 % of range)	
Load regulation (<i>short circuit to nominal load</i>)		< (0.02 % of range + 5 mA)	
Stability (1 h)		< 0.05 % of range at constant load and temperature	
Efficiency		> 75 % at nominal power	
Protection circuits		overload / open output	
Floating output		withstand voltage (max. 10 s): > 1000 V	
Internal control unit			
	<i>Display</i>	7.0" touchscreen (17.8 cm, resolution 800 x 480)	
	<i>Sequencer</i>	user defined sequences memory	
	<i>User interface</i>	touchscreen / front panel button / incremental encoder webinterface	
	<i>Digital I/O</i>	4 digital DC inputs: +5 V ... +24 V 4 digital DC outputs: +5 V (internal U _{CC}), I _L = 40 mA (external DC input U _{CC} : +5 V ... +24 V, I _L = 250 mA)	
Interface		Ethernet 100 Mbit/s (HiSLIP SCPI)	
Insulation resistance		> 1 MΩ	
Cooling		controlled forced air cooling	
Ambient temperature		+10 °C up to +40 °C	
Storage temperature		-20 °C up to +60 °C	
Relative humidity		non condensing, max. 80 % for temperature < 31 °C, decreasing linearly to 50 % at 40 °C	
Ingress protection		IP20	
Power supply (±10 %, 50/60 Hz)		230 V	
Line protection		8 A	
Housing		plug-in unit, light grey (RAL 7035)	
	<i>Amplifier approx. dimensions (H x W x D)</i>	19", 4 U 178 x 483 x 650 mm	
Weight	<i>Amplifier (approx.)</i>	25 kg	

OPTIONS AND ACCESSORIES

OPT.01	IEEE488	Not in combination with OPT.02
OPT.02	RS232	Not in combination with OPT.01