

# CDG CMP-46

## Current monitoring probe

ISO / EN 61000-4-6, ISO 11452-4,  
MIL-STD 461, DO-160 a. o.

- Frequency range 10 kHz - 400 MHz
- Insertion impedance < 2,5  $\Omega$
- Cable diameter < 46 mm
- **Closed construction**
- Maximum signal current of 1 A



(CDG CMP-46 - Previous model)

**For open cables!**



### Overview

CMP-46 can be used as a current monitor for BCI tests (ISO 11452-4, MIL-STD 461, DO-160 and others as well as IEC / EN 61000-4-6).

Current monitoring probes can be used for RF current measurements with the advantage that the circuit is not loaded and therefore normal operation of the DUT is possible during the measurement. The CDG CMP-46 measures RF common mode currents (asymmetrical currents) of single conductors or conductor bundles (the sum of the currents considering the sign is important).

Current measurements are made by placing the current carrying conductor in the central opening of the probe and measuring the output voltage with an RF voltmeter, which can be converted to the value of the equivalent current.

### Key facts

- **NEW: with TNC connection**
- Circuits are not loaded
- Normal operation of the DUT possible during measurement



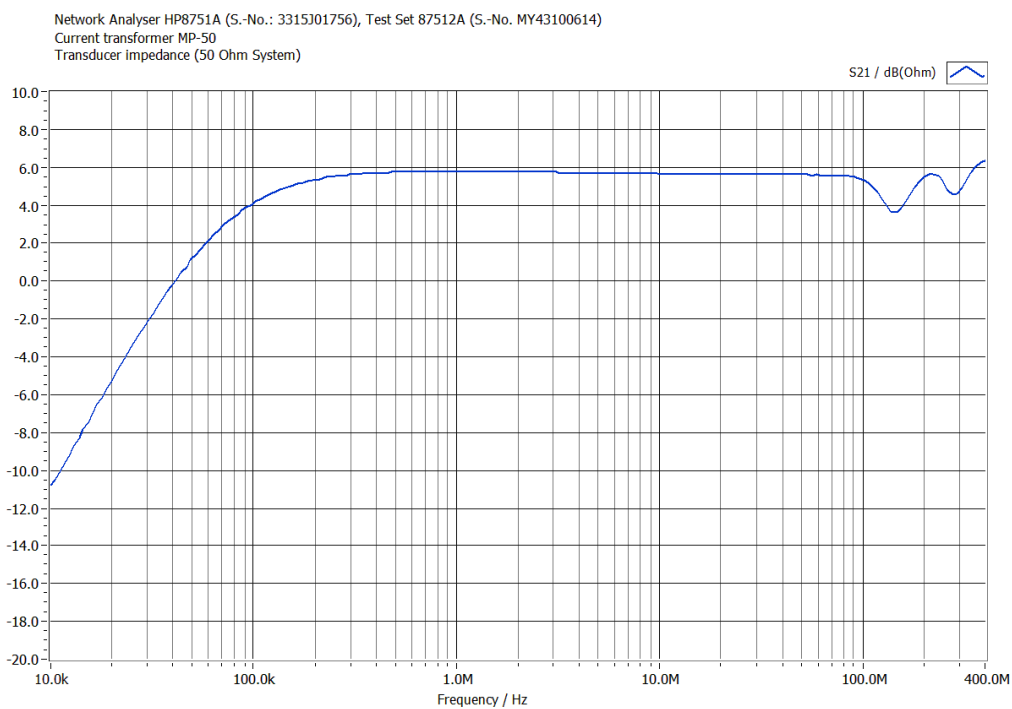
# CDG CMP-46

## Current monitoring probe

### Technical data I

CDG CMP-46			
Frequency range	10 kHz - 400 MHz	Thickness	30 mm
Insertion impedance	< 2,5 Ω	Weight	appr. 0,6 kg
Max. signal current	1 A		
Signal output	TNC socket		
External diameter	115 mm		
Internal diameter	46 mm		

### Technical data II: Typical transducer impedance



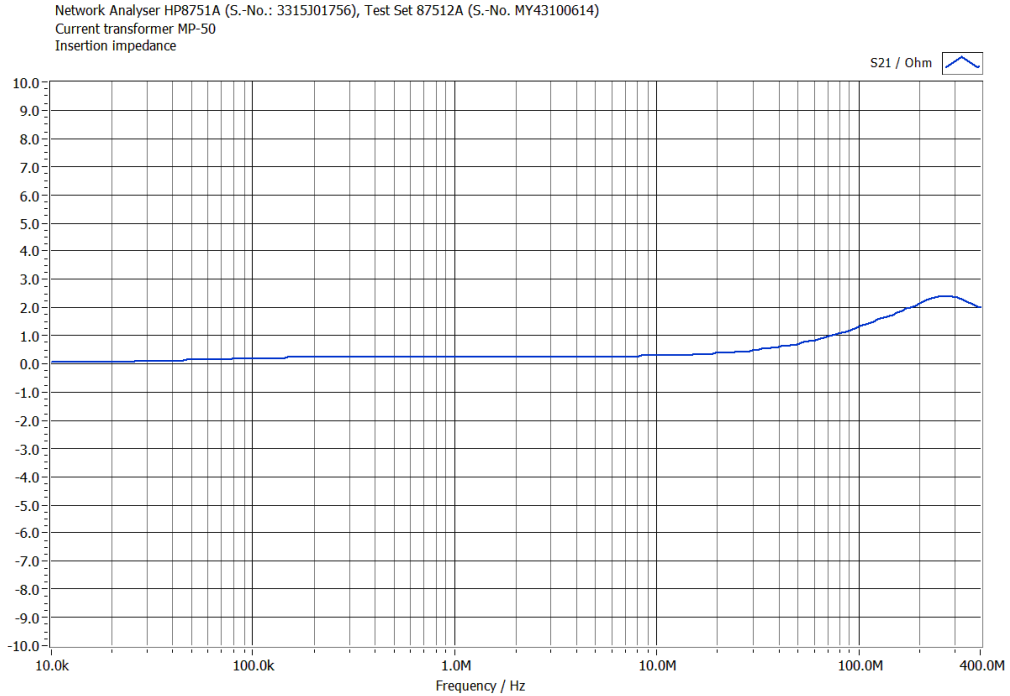
$$\text{Current (dB}\mu\text{A)} = \text{Voltage (dB}\mu\text{V)} / \text{Receiver-Impedance (dB}\Omega\text{)}$$



# CDG CMP-46

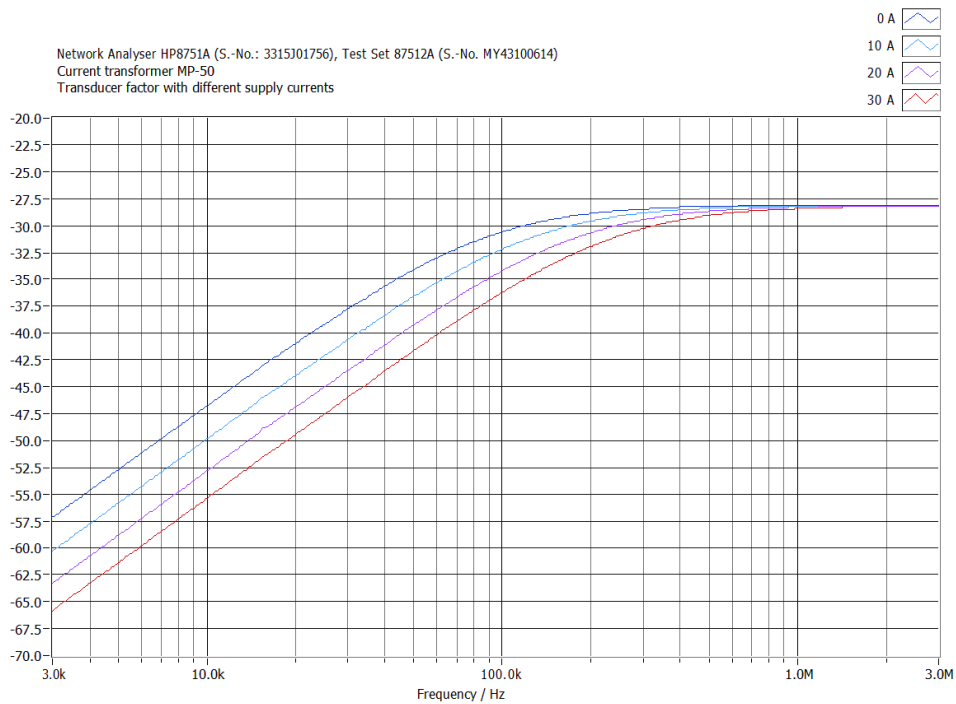
## Current monitoring probe

### Technical data III: Typical insertion impedance



### Technical data VI: Transducer factor with different supply currents

*(for estimating the saturation effects at different currents with low frequencies)*




## CDG CMP-46

### Current monitoring probe

#### Options

- CDG A CMP-46: Calibration jig  
The CDG A CMP-46 can be used as a calibration jig for the current monitoring probe CDG CMP-46 as an additional kit.
- Connections : N sockets on both sides
- With practical tension locks to open the lid



(CDG A CMP-46 - Previous model)

#### Scope of delivery

Cable, TNC – TNC connections, 1,5 m length

All information regarding appearance and technical data correspond to the current state of development at the time of release of this data sheet. We reserve the right to make technical changes. 172105

